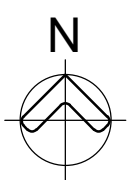


COPYRIGHT
ALL RIGHTS RESERVED. THIS WORK IS COPYRIGHT AND CANNOT BE REPRODUCED OR COPIED IN ANY FORM OR BY ANY MEANS (GRAPHIC, ELECTRONIC OR MECHANICAL, INCLUDING PHOTOCOPYING, WITHOUT THE WRITTEN PERMISSION OF THE PRINCIPAL, UNDER THE TERMS OF THE CONTRACT. ANY LICENSE, EXPRESS OR IMPLIED, TO USE THE DOCUMENT FOR ANY PURPOSE WHATSOEVER IS RESTRICTED TO THE TERMS OF THE AGREEMENT OR IMPLIED AGREEMENT WITH THE PRINCIPAL UNDER THE TERMS OF THE CONTRACT.


KEY PLAN




REV	DESCRIPTION	DRN	DATE
A	50% DRAFT DD ISSUE	A.M.	15/09/23
B	ISSUED FOR TENDER	A.M.	17/10/23
C	ISSUED FOR REF SUBMISSION	A.M.	23/10/23


GENERAL NOTES
DIMENSIONS
USE FIGURED DIMENSIONS, DO NOT SCALE. CONTRACTORS MUST VERIFY ALL DIMENSIONS ON THE SITE BEFORE COMMENCING ANY WORK OR MAKING ANY SHOP DRAWING WHICH MUST BE SUBMITTED AND REVIEWED BEFORE MANUFACTURE.
FIXTURES, FITTINGS & EQUIPMENT SPECIFICATIONS
SUBSTITUTE FF&E EQUIPMENT SPECIFICATIONS
THE FIT OUT DESIGN AND DOCUMENTATION HAS BEEN COMPLETED ON THE BASIS OF FF&E AND EQUIPMENT ADVISED TO THIS OFFICE AT THE TIME OF BREWING THE DESIGN. THE DESIGN PROVIDES FOR FF&E AND EQUIPMENT INCORPORATES SPATIAL, ALLOCATIONS, SERVICES, LAYOUTS AND ACCESS CLEARANCES AND WHERE APPROPRIATE SERVICES REQUIREMENTS. SHOWN FOR THE DESIGN FOR SUBSURROUNDING FITTINGS AND FITTINGS. IT SHOULD BE NOTED THAT SUBSTITUTED FF&E OR EQUIPMENT WITH ALTERNATE SPECIFICATIONS SHOULD NOT BE PROVIDED PRIOR TO VALIDATING THOSE SPECIFICATIONS AGAINST THE DESIGN PROVIDER'S REQUIREMENTS. THIS OFFICE ACCEPTS NO RESPONSIBILITY FOR THE DESIGN PROVIDER'S REQUIREMENTS OF SUBSTITUTED FF&E AND EQUIPMENT WHICH HAS NOT BEEN REVIEWED AND VALIDATED AGAINST THE ORIGINAL DESIGN PROVIDER'S REQUIREMENTS.
SERVICE POINTS DISCLAIMER
THE SERVICE POINTS IDENTIFIED ON THESE DRAWINGS HAVE BEEN OVERLAPPED FROM THE BUILDING SERVICES ENGINEERING MODEL. AND ARE PROVIDED FOR INFORMATION AND NOT FOR CONSTRUCTION. ONLY THE HAVE BEEN ADVISED BY THE SERVICES ENGINEERS THAT THE POINTS REPRESENTED ON THESE DRAWINGS ARE CORRECT AT THE TIME OF PUBLICATION. THIS OFFICE DOES NOT WARRANT THE ACCURACY OF THIS DATA. REFER TO THE BUILDING SERVICES ENGINEERING DOCUMENTATION FOR THE INSTALLATION OF THE SERVICES POINTS, AND THE INTERFACE BETWEEN THE SERVICES POINTS AND THE RESPECTIVE ENGINEERING SYSTEMS.


PROJECT TEAM


QUANTITY SURVEYOR 
LEVEL 1, 1 CHURCH SQUARE, SYDNEY NSW, 2000, AUSTRALIA
P: (02) 9437 1000 | E: enquiry@mbm.com.au


LANDSCAPE ARCHITECTS 
210 GURFELD ST, SYDNEY NSW, 2001, AUSTRALIA
P: (02) 5987 8855 | E: sydney@taylorbrammer.com.au

SERVICES ENGINEER 
LEVEL 26, 2 MARKET ST, SYDNEY NSW, 2000, AUSTRALIA
P: (02) 9437 1000 | E: enquiry@jhaengineers.com.au

STRUCTURAL & CIVIL ENGINEER 
LEVEL 1, 215 PACIFIC HIGHWAY, CHARLESSTOWN NSW, 2206, AUSTRALIA
P: (02) 4943 1777 | E: newcastle@northrop.com.au | A/N: 21 124 470 000

ARCHITECT 
LEVEL 4, 88 YORK STREET, SYDNEY NSW, 2000, AUSTRALIA
P: (02) 9299 4000 | E: sydney@sth.com.au | A/N: 21 124 470 000

CONTRACTOR 
LEVEL 24, 44 MARKET STREET, SYDNEY NSW, 2000, P: (02) 8541 7400

PROJECT MANAGER 
LEVEL 26, 1 FARRER PLACE, SYDNEY NSW, 2000, P: (02) 9215 8888

PRINCIPAL 

DESIGN DEVELOPMENT
NOT TO BE USED FOR CONSTRUCTION

PROJECT: **MOREE HOSPITAL REDEVELOPMENT**
Alice Street, Moree NSW 2400

DRAWING TITLE: **SITE WIDE CAMPUS WORKS - FOR REF SUBMISSION ELECTRICAL**

SCALE: 1:500@A1 DRAWN BY: AG CHECKED BY: AG

DOCUMENT NUMBER: MHR-JHA-EL-DR-SW-00XX03 REVISION: **C**